


SE and SER Series Commercial Pump By Emaux



With over 35 years of solid experience and expertise together with our devoted staffs, Emaux has evolved from a Swimming Pool and Spa Equipment manufacturer to a company that is focused in Water Technology. A company that provides solutions to clients in water related issues

Your solution in water technology



EMAUX[®]
Water Technology

www.emaux.com.au



“SE” Series Commercial Pump



“SE” series heavy duty pump build to cater commercial usage (e.g Large-size swimming pool, spa pool, water feature, etc). Cast iron body with easy to clean large strainer basket. Stainless Steel or Metal Impellers option to match your need. Available with ABB Motor.

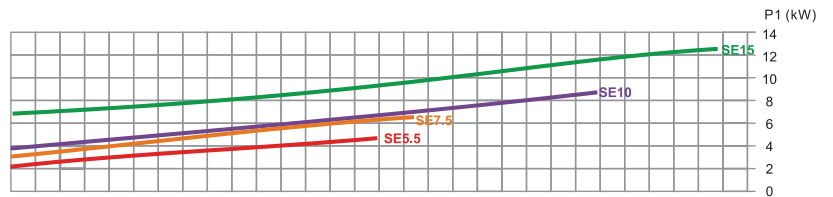
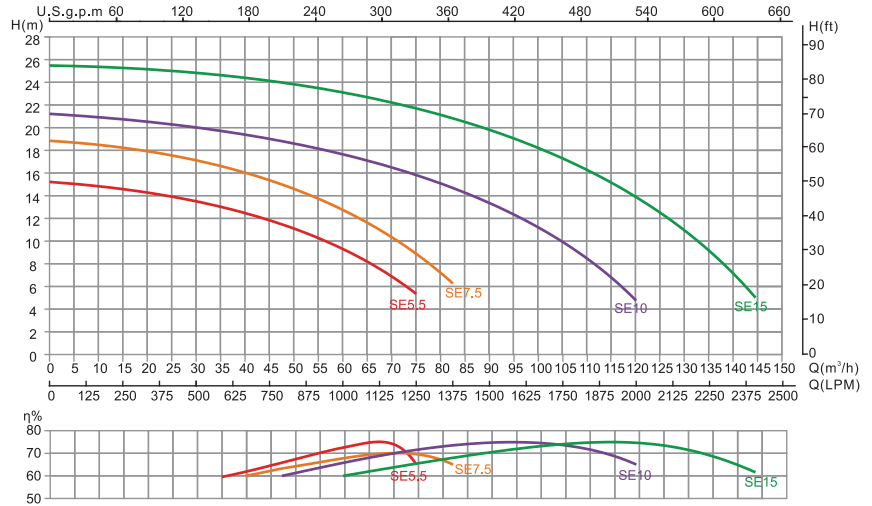


Cast Iron Impellers AISI-304 Stainless Steel Impeller

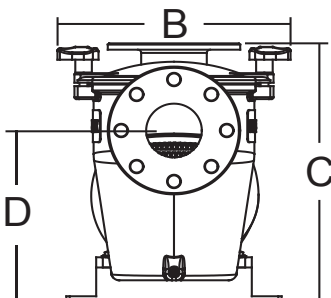
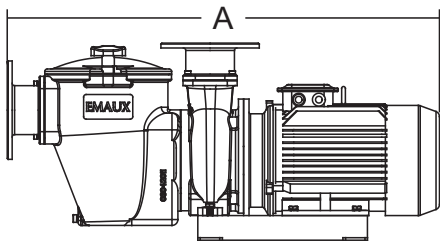
Highlight Features:

- Asynchronous, Two poles
- Class insulation: F
- IP55 Waterproof standard
- Built-in thermal protection
- Overload protection
- Available in 380V/50Hz
- Cast Iron or AISI 304 Stainless steel impeller available

Technical Information



Remarks: Flow curve information based on 380V/50Hz motor.




TECHNICAL INFORMATION & Dimension

Code	Model No	Output power	Horsepower	Input power	Connection Size	
88025616	SE5.5	4.0kW	5.5hp	4.7kW	3 inch	90mm
88025611	SE7.5	5.5kW	7.5hp	6.4kW	3 inch	90mm
88025612	SE10	7.5kW	10hp	8.6kW	4 inch	110mm
88025613	SE15	11.0kW	15hp	12.4kW	4 inch	110mm

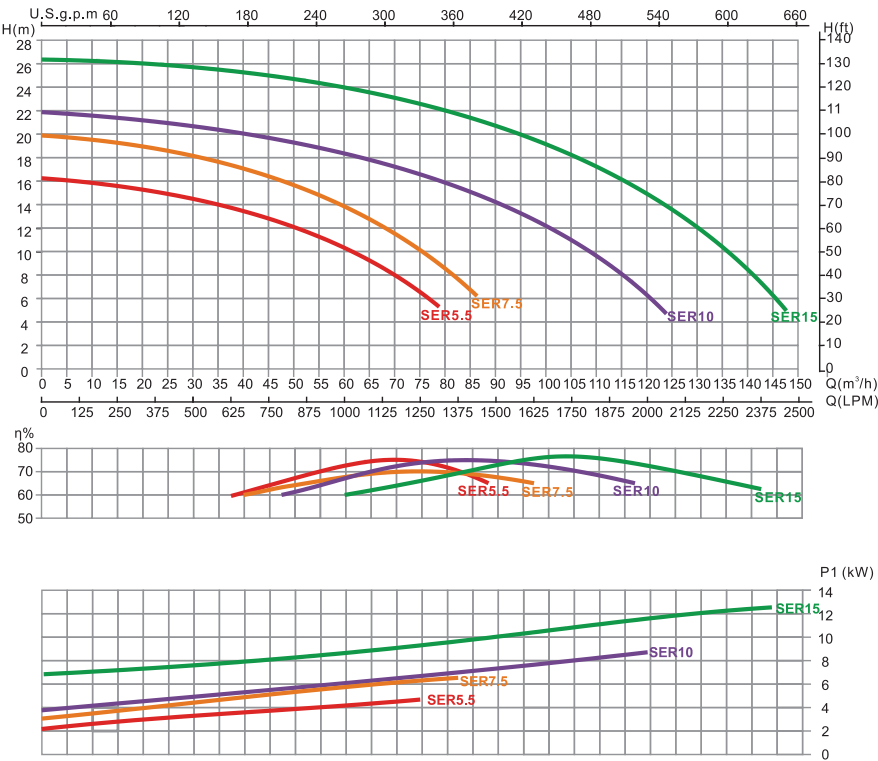
Model No	A mm	B mm	C mm	D mm	Weight (kg)	Voltage (V)
SE5.5	840	335	415	170	95	380-420
SE7.5	860	335	415	170	100	380-420
SE10	915	335	445	200	118	380-420
SE15	945	335	445	200	130	380-420

“SER” Series Pump NEW

“SER” series heavy duty pump build to cater commercial usage (e.g Large-size spa pool, water feature etc.). Cast iron body installed with stainless steel or iron impellers option to match your need. Available with ABB Motor.



Technical Information



Remarks: Flow curve information based on 380V/50Hz motor.



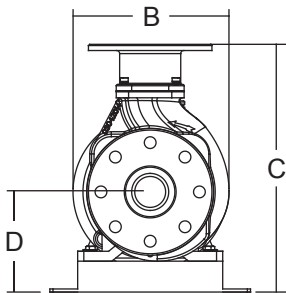
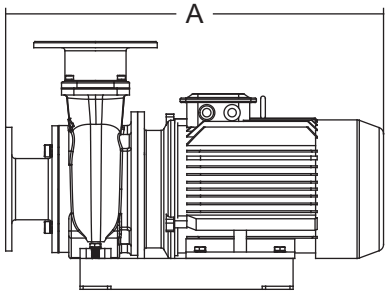
Cast Iron Impellers AISI-304 Stainless Steel Impeller

- Highlight Features:**
- Asynchronous, Two poles
 - Class insulation: F
 - IP55 Waterproof standard
 - Built-in thermal protection
 - Overload protection
 - Available in 380V/50Hz
 - Cast Iron or AISI 304 Stainless steel impeller available

TECHNICAL INFORMATION & Dimension

Code	Model No	Output power	Horsepower	Input power	Connection Size	
88025716	SER5.5	4.0kW	5.5hp	4.7kW	3 inch	90mm
88025711	SER7.5	5.5kW	7.5hp	6.4kW	3 inch	90mm
88025712	SER10	7.5kW	10hp	8.6kW	4 inch	110mm
88025713	SER15	11.0kW	15hp	12.4kW	4 inch	110mm

Model No	A mm	B mm	C mm	D mm	Weight (kg)	Voltage (V)
SER5.5	570	225	400	170	79	380-420
SER7.5	600	225	400	170	84	380-420
SER10	640	280	440	200	100	380-420
SER15	670	280	440	200	112	380-420





EMAUX WATER TECHNOLOGY

Over 35 years of engineering experience in Water Technology, providing expert solution in all water related matters based on our innovative ideas, automated production processes, and professionalism. Emaux is the leading water technology company that incorporates R & D, Production, and Sales under one roof.

Available from:



www.emaux.com.au

Waterpark & Aquarium / Competition Pool / Residential Pool / Commercial Pool / Water Treatment / Water Feature